

Monday to Friday

Inbound to Boston

			AM										PM														
ZONE	STATION	TRAIN #	300	302	304	SW 306	308	310	SW 392	312	314	316	SW 318	320	SW 322	324	326	328	SW 330	SW 332	334	336	338	340	342	344	346
	Bikes Allowed		🚲	🚲	🚲	🚲	🚲	🚲	🚲	🚲	🚲	🚲	🚲	🚲	🚲	🚲	🚲	🚲	🚲	🚲	🚲	🚲	🚲	🚲	🚲	🚲	
6	Lowell	🕒	5:35	6:14	6:40	6:50	7:14	7:40	-	8:15	9:15	10:15	11:15	12:15	1:15	2:15	3:15	4:00	4:37	5:16	5:47	6:12	6:45	7:30	8:45	9:55	11:05
5	North Billerica	🕒	5:43	6:22	6:48	6:58	7:22	7:48	-	8:23	9:23	10:23	11:23	12:23	1:23	2:23	3:23	4:08	4:45	5:24	5:55	6:20	6:53	7:38	8:53	10:03	11:13
3	Wilmington	🕒	5:51	6:30	6:56	7:06	7:30	7:56	-	8:31	9:31	10:31	11:31	12:31	1:31	2:31	3:31	4:16	4:53	5:32	6:03	6:28	7:01	7:46	9:01	10:11	11:21
2	Anderson/Woburn	🕒	5:56	6:35	7:01	7:11	7:35	8:01	8:21	8:36	9:36	10:36	11:36	12:36	1:36	2:36	3:36	4:21	4:58	5:37	6:08	6:33	7:06	7:51	9:06	10:16	11:26
2	Mishawum		-	-	-	-	-	-	-	-	-	-	-	-	-	-	-	f 4:23	-	f 5:39	f 6:10	-	-	-	-	-	-
1	Winchester Center		6:03	6:42	7:08	-	7:42	8:08	8:28	-	f 9:43	f 10:43	f 11:43	f 12:43	f 1:43	f 2:43	f 3:43	f 4:28	-	f 5:44	f 6:15	f 6:40	f 7:13	f 7:58	f 9:13	f 10:23	f 11:33
1	Wedgemere	🕒	6:05	6:44	7:10	-	7:44	8:10	8:30	-	f 9:44	f 10:44	f 11:44	f 12:44	f 1:44	f 2:44	f 3:44	f 4:29	-	f 5:45	f 6:16	f 6:41	f 7:14	f 7:59	f 9:14	f 10:24	f 11:34
1A	West Medford		6:09	6:48	7:14	-	7:48	8:14	8:34	-	f 9:47	f 10:47	f 11:47	f 12:47	f 1:47	f 2:47	f 3:47	f 4:32	-	f 5:48	f 6:19	f 6:44	f 7:17	f 8:02	f 9:17	f 10:27	f 11:37
1A	North Station	🕒	6:22	7:01	7:27	7:31	8:01	8:27	8:47	8:56	10:00	11:00	12:00	1:00	2:00	3:00	4:00	4:45	5:18	6:01	6:32	6:57	7:30	8:15	9:30	10:40	11:50

Trains in purple box indicate peak period trains.

Monday to Friday

Outbound from Boston

			AM										PM										AM					
ZONE	STATION	TRAIN #	301	303	305	307	SW 391	309	311	SW 313	315	SW 317	319	321	323	SW 325	327	SW 329	331	333	335	337	339	341	343	345	347	349
	Bikes Allowed		🚲	🚲	🚲	🚲	🚲	🚲	🚲	🚲	🚲	🚲	🚲	🚲	🚲	🚲	🚲	🚲	🚲	🚲	🚲	🚲	🚲	🚲	🚲	🚲	🚲	🚲
1A	North Station	🕒	5:35	6:15	6:36	7:16	7:42	8:16	9:15	10:15	11:15	12:15	1:15	2:15	3:00	3:35	3:55	4:20	4:45	5:10	5:35	6:00	6:25	7:25	8:35	9:45	10:55	12:15
1A	West Medford		f 5:46	-	f 6:47	f 7:27	-	f 8:27	f 9:26	f 10:26	f 11:26	f 12:26	f 1:26	f 2:26	f 3:11	3:46	4:06	-	4:56	5:21	-	6:11	6:36	f 7:36	f 8:46	f 9:56	f 11:06	f 12:26
1	Wedgemere	🕒	f 5:50	-	f 6:51	f 7:31	-	f 8:31	f 9:30	f 10:30	f 11:30	f 12:30	f 1:30	f 2:30	f 3:15	3:51	4:11	-	5:01	5:26	-	6:16	6:41	f 7:40	f 8:50	f 10:00	f 11:10	f 12:30
1	Winchester Center		f 5:52	-	f 6:53	f 7:33	-	f 8:33	f 9:32	f 10:32	f 11:32	f 12:32	f 1:32	f 2:32	f 3:17	3:53	4:13	-	5:03	5:28	-	6:18	6:43	f 7:42	f 8:52	f 10:02	f 11:12	f 12:32
2	Mishawum		-	-	L 6:58	L 7:38	-	-	-	-	-	-	-	-	-	-	-	-	-	-	-	-	-	-	-	-	-	-
2	Anderson/Woburn	🕒	5:59	6:34	7:00	7:40	8:02	8:40	9:39	10:39	11:39	12:39	1:39	2:39	3:24	4:00	4:20	4:39	5:10	5:35	5:54	6:25	6:50	7:49	8:59	10:09	11:19	12:39
3	Wilmington	🕒	6:02	6:37	7:03	7:43	-	8:43	9:42	10:42	11:42	12:42	1:42	2:42	3:27	4:04	4:24	4:43	5:14	5:39	5:58	6:29	6:54	7:52	9:02	10:12	11:22	12:42
5	North Billerica	🕒	6:12	6:47	7:13	7:53	-	8:53	9:52	10:52	11:52	12:52	1:52	2:52	3:37	4:14	4:34	4:53	5:24	5:49	6:08	6:39	7:04	8:02	9:12	10:22	11:32	12:52
6	Lowell	🕒	6:19	6:54	7:20	8:00	-	9:00	9:59	10:59	11:59	12:59	1:59	2:59	3:44	4:22	4:42	5:01	5:32	5:57	6:16	6:47	7:12	8:09	9:19	10:29	11:39	12:59

Trains in purple box indicate peak period trains.

Severe weather:

- When notified, trains marked with a "SW" WILL NOT operate.
- Please expect a 15 to 25 minute additional trip time on operating trains.
- Express trains may make additional stops when directed.

Extreme weather:

- In case of "Extreme" weather events, specific schedules may be adopted. Those will be displayed on www.mbtta.com, in Boston Stations and available via Twitter @mbta_CR.
- Listen to media reports for Commuter Rail Traffic Information prior to your trip.

Keep in Mind


This schedule will be effective from December 14, 2015, and will replace the schedule of July 1, 2014.


Holiday Service:


Saturday service: Presidents' Day, 4th of July (train #1315 may be held for 30 minutes after the 4th of July fireworks).

Sunday service: New Year's Day, Memorial Day, Labor Day, Thanksgiving Day, Christmas Day.

All other holidays: For other holiday schedules, please check MBTA.com or call 617-222-3200.

 **Times in purple indicate a flag stop (f stop):** Passengers must tell the conductor that they wish to leave. Passengers waiting to board should be visible on the platform.

 **Times in blue indicate an early departure (L stop):** The train may leave ahead of schedule at these stops.

 **Bikes:** Bicycles are allowed on trains with the bicycle symbol shown below the train number.

Saturday & Sunday

Inbound to Boston

			AM					PM													
ZONE	STATION	SATURDAY TRAIN #	1300	1302	1304	1306	1308	1310	1312	1314	ZONE	STATION	SUNDAY TRAIN #	2300	2302	2304	2306	2308	2310	2312	2314
	Bikes Allowed		🚲	🚲	🚲	🚲	🚲	🚲	🚲	🚲				🚲	🚲	🚲	🚲	🚲	🚲	🚲	🚲
6	Lowell	🕒	7:00	9:00	11:00	1:00	3:00	5:00	7:00	9:00	1A	North Station	🕒	8:00	10:00	12:00	2:00	4:00	6:00	8:00	11:30
5	North Billerica	🕒	7:08	9:08	11:08	f 1:08	f 3:08	f 5:08	f 7:08	f 9:08	1A	West Medford		f 8:11	f 10:11	f 12:11	f 2:11	f 4:11	f 6:11	f 8:11	f 11:41
3	Wilmington	🕒	7:16	9:16	11:16	1:16	3:16	5:16	7:16	9:16	1	Wedgemere	🕒	f 8:15	f 10:15	f 12:15	f 2:15	f 4:15	f 6:15	f 8:15	f 11:45
2	Anderson/Woburn	🕒	7:20	9:20	11:20	1:20	3:20	5:20	7:20	9:20	1	Winchester Center		8:17	10:17	12:17	2:17	4:17	6:17	8:17	11:47
1	Winchester Center		7:27	9:27	11:27	1:27	3:27	5:27	7:27	9:27	2	Anderson/Woburn	🕒	8:24	10:24	12:24	2:24	4:24	6:24	8:24	11:54
1	Wedgemere	🕒	f 7:29	f 9:29	f 11:29	f 1:29	f 3:29	f 5:29	f 7:29	f 9:29	3	Wilmington	🕒	8:28	10:28	12:28	2:28	4:28	6:28	8:28	11:58
1A	West Medford		f 7:33	f 9:33	f 11:33	f 1:33	f 3:33	f 5:33	f 7:33	f 9:33	5	North Billerica	🕒	f 8:37	f 10:37	f 12:37	2:37	4:37	6:37	8:37	12:07
1A	North Station	🕒	7:44	9:44	11:44	1:44	3:44	5:44	7:44	9:44	6	Lowell	🕒	8:44	10:44	12:44	2:44	4:44	6:44	8:44	12:14

Saturday & Sunday

Outbound from Boston

			AM					PM													
ZONE	STATION	SATURDAY TRAIN #	1301	1303	1305	1307	1309	1311	1313	1315	ZONE	STATION	SUNDAY TRAIN #	2301	2303	2305	2307	2309	2311	2313	2315
	Bikes Allowed		🚲	🚲	🚲	🚲	🚲	🚲	🚲	🚲				🚲	🚲	🚲	🚲	🚲	🚲	🚲	🚲
1A	North Station	🕒	8:00	10:00	12:00	2:00	4:00	6:00	8:00	11:30	1A	West Medford		f 8:11	f 10:11	f 12:11	f 2:11	f 4:11	f 6:11	f 8:11	f 11:41
1A	West Medford		f 8:11	f 10:11	f 12:11	f 2:11	f 4:11	f 6:11	f 8:11	f 11:41	1	Wedgemere	🕒	f 8:15	f 10:15	f 12:15	f 2:15	f 4:15	f 6:15	f 8:15	f 11:45
1	Winchester Center		8:17	10:17	12:17	2:17	4:17	6:17	8:17	11:47	2	Anderson/Woburn	🕒	8:24	10:24	12:24	2:24	4:24	6:24	8:24	11:54
2	Anderson/Woburn	🕒	8:24	10:24	12:24	2:24	4:24	6:24	8:24	11:54	3	Wilmington	🕒	8:28	10:28	12:28	2:28	4:28	6:28	8:28	11:58
3	Wilmington	🕒	8:28	10:28	12:28	2:28	4:28	6:28	8:28	11:58	5	North Billerica	🕒	f 8:37	f 10:37	f 12:37	2:37	4:37	6:37	8:37	12:07
5	North Billerica	🕒	f 8:37	f 10:37	f 12:37	2:37	4:37	6:37	8:37	12:07	6	Lowell	🕒	8:44	10:44	12:44	2:44	4:44	6:44	8:44	12:14
6	Lowell	🕒	8:44	10:44	12:44	2:44	4:44	6:44	8:44	12:14											



Access schedules, T-Alerts & updates. Simply scan this QR code with your smartphone.



Visit MBTA.com.



Call MBTA Customer Service at 617-222-3200.



Stay connected with us on Twitter.



Make your train on time. Download the official MBTA Commuter Rail mobile app. Get schedule info, train progress, and alerts easily and conveniently.